



WORK GRIPPER

ワークグリッパ

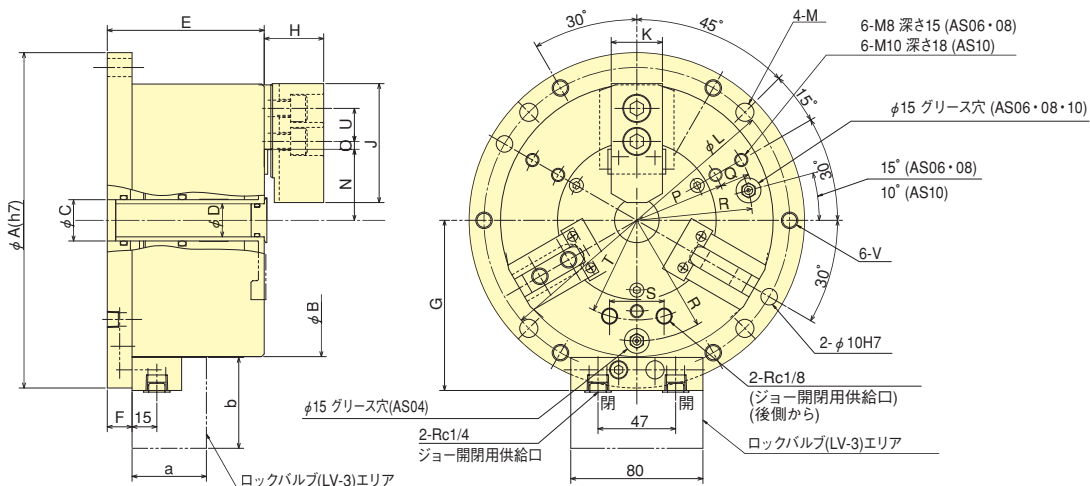
AS series

**ステーションリチャックのKITAGAWAスタンダードタイプ
M/C関係のワークホールディングもKITAGAWA**

- エアシリンダを内蔵した薄型・軽量設計
 - エア配管だけで取付け簡単
 - バーワークやエアブローに最適の中空構造
 - 当社パワーチャックとのソフトジョー共用可能
 - ロックバルブユニット使用により、配管を外して加工可能
- *CE対応品



■ 寸法図



■ 寸法表 *a, bの寸法はLV-3(ロックバルブ)の寸法

型式	寸法	$\phi A (h7)$	ϕB	$\phi C (h7)$	ϕD	E	F	G	H	J	K	$\phi L (\pm 0.2)$	ϕM	N max.	N min.	O max.	O min.	P	Q	R
AS04		148	110	20	-	90	15	75.5	27	55	23	130	9	25.5	22.9	9.75	6.75	-	-	43
AS06		203	165	25	20	95	15	103	36	72	31	185	11	44.5	41.9	9.25	4.75	55	18	70
AS08		248	210	36	30	106	15	125.5	42	95	35	230	11	53	49.85	14.75	8.75	68	25	90
AS10		300	254	50	43	110	16	147.5	46	110	40	280	13	66	62.85	16	8.5	85	30	110

型式	寸法	S	T	U	V	a	b
AS04		33	34	14	M8	45	55
AS06		33	60.3	20	M10	45	55
AS08		33	80	25	M10	45	55
AS10		33	95	30	M12	45	55

■ 仕様表 *空気消費量はプランジャストローク10mm当り、圧力0.6MPa時

型式	仕様	ジョーストローク (直径) mm	把握力 [エア圧力 0.6MPa (0.6kgf/cm ²)] kN(kgf)	質量 kg	許容最大エア圧力 MPa(kgf/cm ²)	適用ソフトジョー	把握径 mm		空気消費量 (N _d)
							Max.	Min.	
AS04		5.2	7.5 (765)	7.3	0.7 (7.0)	SB04B1	110	8	0.40
AS06		5.2	21.0 (2140)	16.0	0.7 (7.0)	SB06B1	165	26	1.04
AS08		6.3	33.0 (3365)	27.7	0.7 (7.0)	SB08B1	210	38	1.81
AS10		6.3	48.0 (4895)	42.5	0.7 (7.0)	SB10A1	254	53	2.52



WORK GRIPPER

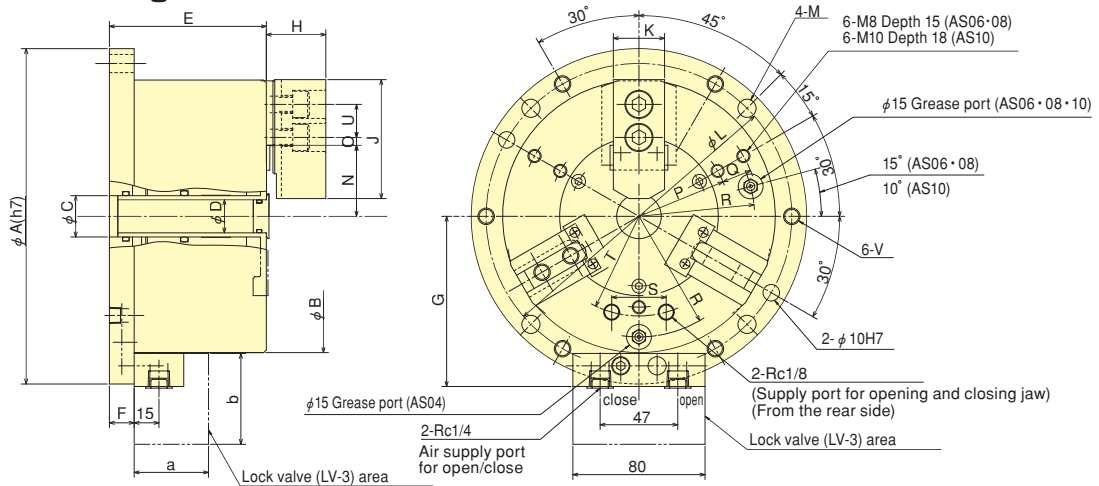
Work Gripper AS series

Pneumatically operated stationary chuck Can be used as an alternative to a fixture

- Small and lightweight design, with inbuilt air cylinder
 - Easy mounting by air piping
 - Hollow structure optimal for bar workpiece and air blow
 - Standard Soft Jaw for Power Chuck is used
 - Lock valve unit ensures constant and regular gripping force in all machining conditions
- *CE correspondence



Dimensional Drawings



Dimensions ※The dimensions of a/b marked are the size of LV-3(Lock-valve).

Model	Dimensions	ϕA (h7)	ϕB	ϕC (H7)	ϕD	E	F	G	H	J	K	ϕL (± 0.2)	ϕM	N max.	N min.	O max.	O min.	P	Q	R
AS04		148	110	20	-	90	15	75.5	27	55	23	130	9	25.5	22.9	9.75	6.75	-	-	43
AS06		203	165	25	20	95	15	103	36	72	31	185	11	44.5	41.9	9.25	4.75	55	18	70
AS08		248	210	36	30	106	15	125.5	42	95	35	230	11	53	49.85	14.75	8.75	68	25	90
AS10		300	254	50	43	110	16	147.5	46	110	40	280	13	66	62.85	16	8.5	85	30	110

Model	Dimensions	S	T	U	V	a	b
AS04		33	34	14	M8	45	55
AS06		33	60.3	20	M10	45	55
AS08		33	80	25	M10	45	55
AS10		33	95	30	M12	45	55

Specifications ※Air Consumption = Under Pressure 0.6MPa Plunger Stroke per 10mm

Model	Specifications	Jaw Stroke (diameter) mm	Gripping Force [Pneumatic at 0.6MPa (0.6kgf/cm ²)] kN(kgf)	Net Weight kg	Max. air pressure MPa(kgf/cm ²)	Matching Soft top jaw	Gripping range mm		Air consumption (N _l)
							Max.	Min.	
AS04		5.2	7.5 (765)	7.3	0.7 (7.0)	SB04B1	110	8	0.40
AS06		5.2	21.0 (2140)	16.0	0.7 (7.0)	SB06B1	165	26	1.04
AS08		6.3	33.0 (3365)	27.7	0.7 (7.0)	SB08B1	210	38	1.81
AS10		6.3	48.0 (4895)	42.5	0.7 (7.0)	SB10A1	254	53	2.52



WORK GRIPPER

ワークグリッパ (マルチプレート)

ASM-C series

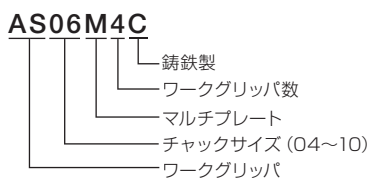
並列仕様で複数同時加工を実現

M/C関係のワークホールディングもKITAGAWA

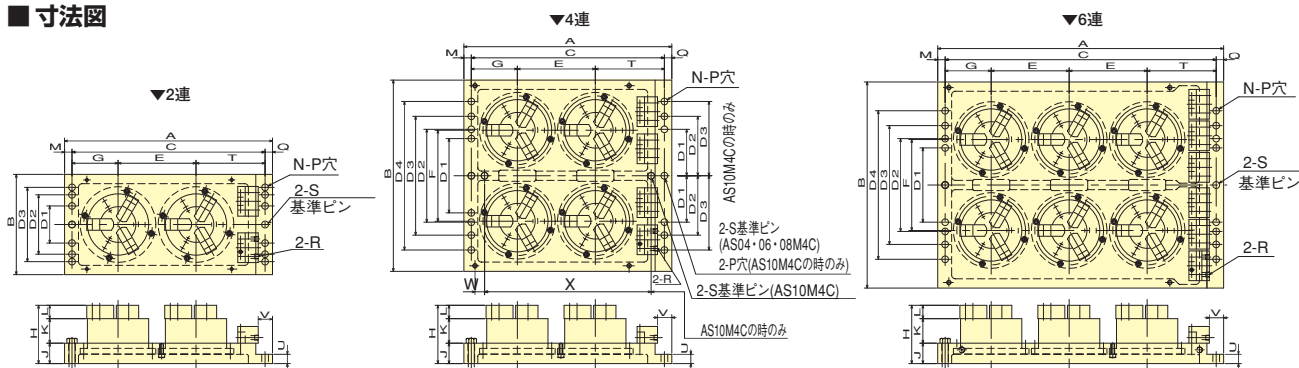


- ロックバルブユニット(オプション)取付け可能
- 3爪(ASタイプ)と2爪(ATタイプ)を自由に組み合わせ可能

形式表示



寸法図



寸法表

型式	寸法	仕様	適応ワークグリッパ	A	B	C	D1	D2	D3	D4	E	F	G	H	J
AS04M2C	2連	AS04	450	205	410	100	160	-	-	155	-	100	143	55	
AS06M2C	2連	AS06	560	270	520	100	160	200	-	210	-	124	157	55	
AS08M2C	2連	AS08	655	315	615	160	200	250	-	255	-	150	174	55	
AS10M2C	2連	AS10	765	375	725	160	200	250	-	310	-	175	182	60	
AS04M4C	4連	AS04	450	380	410	160	200	250	320	155	180	100	143	55	
AS06M4C	4連	AS06	560	515	520	200	250	320	400	210	245	124	157	55	
AS08M4C	4連	AS08	655	600	615	200	250	400	500	255	285	150	174	55	
AS10M4C	4連	AS10	765	705	725	160	200	250	-	310	335	175	182	60	
AS04M6C	6連	AS04	660	380	620	160	200	250	320	155	180	155	143	55	
AS06M6C	6連	AS06	770	555	730	200	250	320	400	210	245	124	157	55	

型式	寸法	K	L	M	N	φP	Q	R	φS	T	U	V	W	X	質量 kg
AS04M2C	61	27	20	8	18	20	Rc1/4	18	155	25	38.5	-	-	17.0	
AS06M2C	66	36	20	12	18	20	Rc1/4	18	186	25	38.5	-	-	26.0	
AS08M2C	77	42	20	12	18	20	Rc1/4	18	210	25	38.5	-	-	32.0	
AS10M2C	76	46	20	12	18	20	Rc1/4	18	240	25	43.5	-	-	50.0	
AS04M4C	61	27	20	16	18	20	Rc1/4	18	155	25	38.5	-	-	31.0	
AS06M4C	66	36	20	16	18	20	Rc1/4	18	186	25	38.5	-	-	47.0	
AS08M4C	77	42	20	16	18	20	Rc1/4	18	210	25	38.5	-	-	58.0	
AS10M4C	76	46	20	14	18	20	Rc1/4	18	240	25	43.5	40	645	90.0	
AS04M6C	61	27	20	16	18	20	Rc1/4	18	155	25	38.5	-	-	40.0	
AS06M6C	66	36	20	16	18	20	Rc1/4	18	186	25	38.5	-	-	67.0	



WORK GRIPPER

Work Gripper (Multi-Plate)

ASM-C series

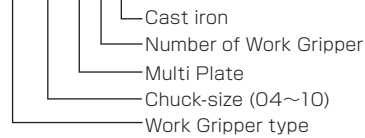
Multi-plate allows simultaneous machining with up to six grippers on one plate

- Lock valve unit (option) can be mounted
- Three jaws (AS type) and two jaws (AT type) can be combined freely

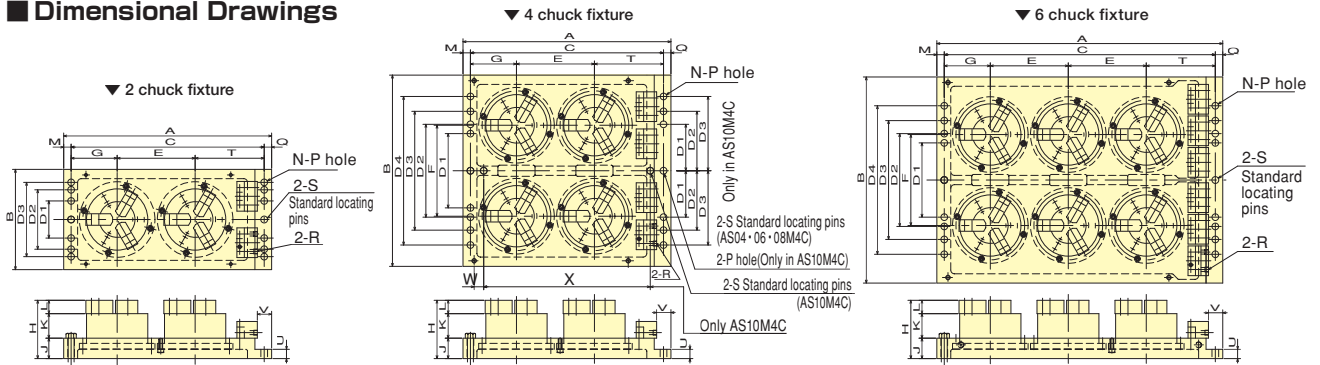


MODEL NUMBER EXPLANATION

AS06M4C



Dimensional Drawings



Dimensions

Model	Dimensions		Matching Work Gripper	A	B	C	D1	D2	D3	D4	E	F	G	H	J
	spec														
AS04M2C	2 chuck fixture		AS04	450	205	410	100	160	-	-	155	-	100	143	55
AS06M2C	2 chuck fixture		AS06	560	270	520	100	160	200	-	210	-	124	157	55
AS08M2C	2 chuck fixture		AS08	655	315	615	160	200	250	-	255	-	150	174	55
AS10M2C	2 chuck fixture		AS10	765	375	725	160	200	250	-	310	-	175	182	60
AS04M4C	4 chuck fixture		AS04	450	380	410	160	200	250	320	155	180	100	143	55
AS06M4C	4 chuck fixture		AS06	560	515	520	200	250	320	400	210	245	124	157	55
AS08M4C	4 chuck fixture		AS08	655	600	615	200	250	400	500	255	285	150	174	55
AS10M4C	4 chuck fixture		AS10	765	705	725	160	200	250	-	310	335	175	182	60
AS04M6C	6 chuck fixture		AS04	660	380	620	160	200	250	320	155	180	155	143	55
AS06M6C	6 chuck fixture		AS06	770	555	730	200	250	320	400	210	245	124	157	55

Model	Dimensions													Net Weight kg
	K	L	M	N	φP	Q	R	φS	T	U	V	W	X	
AS04M2C	61	27	20	8	18	20	Rc1/4	18	155	25	38.5	-	-	17.0
AS06M2C	66	36	20	12	18	20	Rc1/4	18	186	25	38.5	-	-	26.0
AS08M2C	77	42	20	12	18	20	Rc1/4	18	210	25	38.5	-	-	32.0
AS10M2C	76	46	20	12	18	20	Rc1/4	18	240	25	43.5	-	-	50.0
AS04M4C	61	27	20	16	18	20	Rc1/4	18	155	25	38.5	-	-	31.0
AS06M4C	66	36	20	16	18	20	Rc1/4	18	186	25	38.5	-	-	47.0
AS08M4C	77	42	20	16	18	20	Rc1/4	18	210	25	38.5	-	-	58.0
AS10M4C	76	46	20	14	18	20	Rc1/4	18	240	25	43.5	40	645	90.0
AS04M6C	61	27	20	16	18	20	Rc1/4	18	155	25	38.5	-	-	40.0
AS06M6C	66	36	20	16	18	20	Rc1/4	18	186	25	38.5	-	-	67.0

ワークグリッパ Work Gripper